



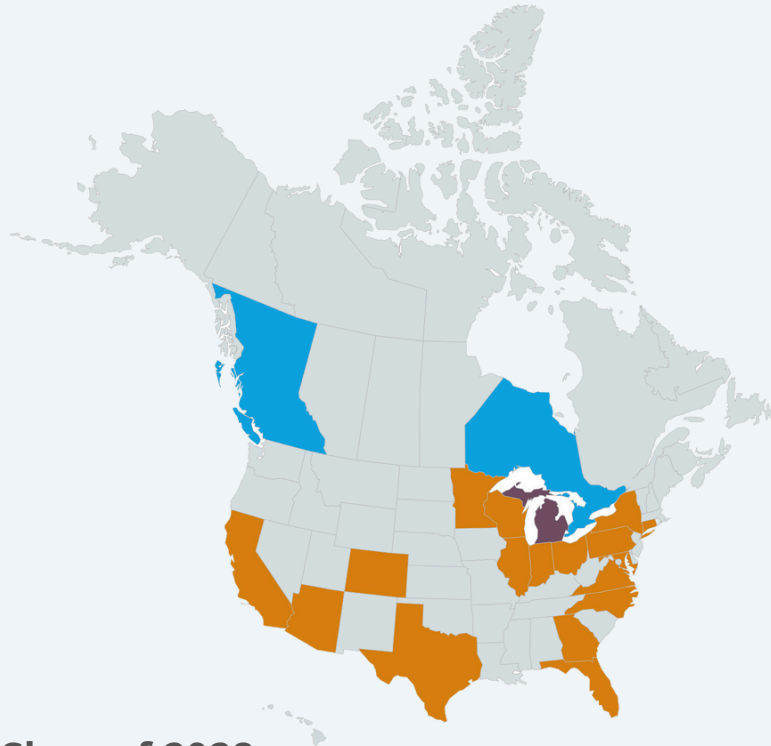
DENTAL CLASS of 2028 DEMOGRAPHIC PROFILE

Total Applicants

2,801

Class Size

148

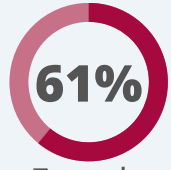


Class of 2028

1 Arizona	4 Illinois	1 North Carolina
2 California	1 Indiana	2 Ohio
2 Colorado	1 Maryland	2 Pennsylvania
1 Connecticut	76 Michigan	4 Texas
9 Florida	1 Minnesota	1 Virginia
2 Georgia	1 New York	1 Wisconsin



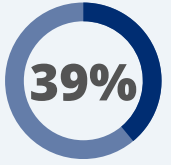
91



Female Students



57



Male Students

23

Average Age

GPA

3.7

Incoming Total Average

3.7

Incoming Science Average

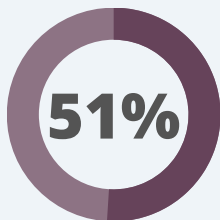
DAT

20

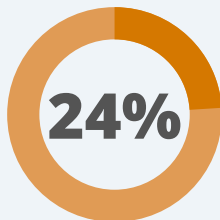
Academic Average

20

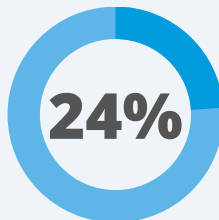
Science Average



Michigan



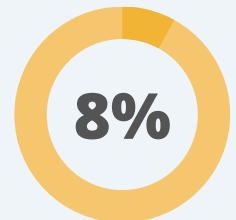
Out-of-State



International / Canadian



Countries of Citizenship



HURE Groups